

# SIGLENT Probe Data Sheet



Data Sheet

E01A




**SIGLENT TECHNOLOGIES CO.,LTD**



## Passive Probe

Model Parameter	PB470	PP510	PP215	SP2035
Attenuation Rate	1X/10X	1X/10X	1X/10X	1X/10X
Bandwidth	10X: 70MHz	10X: 100MHz	10X: 200MHz	10X: 350MHz
Input Impedance	1MΩ/10MΩ	1MΩ/10MΩ	1MΩ/10MΩ	1MΩ/10MΩ
Input Capacitance	1X: 85pF-120pF 10X: 18.5pF-22.5pF	1X: 85pF-120pF 10X: 18.5pF-22.5pF	1X: 85pF-120pF 10X: 18.5pF-22.5pF	1X: 85pF-120pF 10X: 17pF-20pF
Compensation Range	10pF-35pF	10pF-35pF	10pF-35pF	10pF-55pF
Input Voltage	1X: 150V RMS CAT II 10X: 300V RMS CAT II	1X: 150V RMS CAT II 10X: 300V RMS CAT II	1X: 150V RMS CAT II 10X: 300V RMS CAT II	1X: 150V RMS CAT II 10X: 300V RMS CAT II
Operation Temp	-10°C ~55°C	-10°C ~55°C	-10°C ~55°C	-10°C ~55°C
Cable Length	130 cm	130 cm	130 cm	130 cm
Weight	55g	55g	55g	55g


Model Parameter	SP2035A	SP3050A	SP5035A	SP5050A
Attenuation Rate	10X	10X	10X	10X
Bandwidth	350MHz	500MHz	350MHz	500MHz
Input Impedance	10MΩ	10MΩ	10MΩ	10MΩ
Input Capacitance	12pF	11pF	12pF	12pF
Compensation Range	9pF-25pF	8pF-20pF	12pF-22pF	12pF-22pF
Input Voltage	10X: 300V RMS	400V RMS CAT II	300V RMS CAT II	300V RMS CAT II
Operation Temp	-10°C ~55°C	0°C ~50°C	-10°C ~55°C	-10°C ~55°C
Cable Length	130 cm	120 cm	130cm	130cm
Weight	55g	55g	55g	55g

Parameter \ Model	PB925
	
Attenuation Rate	10X
Bandwidth	250MHz
Input Impedance	10M $\Omega$
Input Capacitance	16pF
Compensation Range	10pF-35pF
Input Voltage	600 V CAT III 1000 V CAT II
Operation Temp	0°C -50°C
Cable Length	120cm
Weight	55g





## Single-Ended Active Probe





Parameter \ Model	SAP1000	SAP2500
		
Bandwidth	1GHz	2.5GHz
Input Impedance	1M $\Omega$	1M $\Omega$
Input Capacitance	1.2pF	1.1pF
Input Dynamic Range	$\pm$ 8V	$\pm$ 8V
Offset Range	$\pm$ 12V	$\pm$ 12V
Non-Destruct Voltage	20V	20V
Interface	SAPBus	SAPBus
Cable Length	130cm	130cm


## High-Frequency Differential Active Probe

Parameter	Model	SAP2500D
		
Bandwidth (probe only)		>2.5 GHz
Bandwidth (with scope)		2 GHz (SDS6204A)
Differential Input Capacitance		1 pF
Differential Input Resistance		200 k $\Omega$
Single-ended Input Resistance		100 k $\Omega$
Offset Range		$\pm 8$ V
Attenuation Ratio (DC)		$\div 10$
Offset Accuracy		< 3%
DC Gain Accuracy		< 3%
Input Dynamic Range		$\pm 4$ V
Maximum Input Voltage (non-destructive)		20 V
Interface		SAPBus
Cable Length		130 cm





## Current Probe

Model Parameter	CP4020	CP4050	CP4070	CP4070A
				
Bandwidth	DC-200kHz	DC-1MHz	DC-300kHz	DC-300kHz
Rise Time	1.75 $\mu$ S	0.35 $\mu$ S	1.2 $\mu$ S	1.2 $\mu$ S
Max. effective Value of AC	20 Arms	50 Arms	70 Arms	70 Arms
Peak-Peak Value	60 A	140 A	200 A	200 A
Range Switch	50mV/A; 5mV/A	500mV/A; 50mV/A	50mV/A; 5mV/A	100mV/A; 10mV/A
DC Accuracy	$\pm 2\% \pm 0.4A$ at 50mV/A (0.4A-10A p-p range); $\pm 2\% \pm 1A$ at 5mV/A (1A-60A p-p range);	$\pm 3\% \pm 20mA$ at 500mV/A (20mA-14A peak range); $\pm 4\% \pm 200mA$ at 50mV/A (200mA-100A peak range); $\pm 15\%$ max at 50mV/A (100A peak-140A peak range);	$\pm 2\% \pm 0.4A$ at 50mV/A (0.4A-10A p-p range); $\pm 2\% \pm 1A$ at 5mV/A (1A-200A p-p range);	$\pm 3\% \pm 50mA$ at 100mV/A (50mA-10A peak range); $\pm 4\% \pm 50mA$ at 10mV/A (500mA - 40A peak range); $\pm 15\%$ max at 10mV/A (40A-200A peak range);
Power Supply	9V battery			
Max. rated Voltage to earth	CAT III 600V, CAT II 600V	CAT III 300V, CAT II 600V	CAT III 600V, CAT II 600V	
Conductor Size	10.3mm	10.3mm	10.3mm	11mm



Model Parameter	CP6030	CP6030A	CP6150	CP6500
				
Bandwidth	DC-50MHz	DC-100MHz	DC-12MHz	DC-5MHz
Rise Time	≤ 7nS	≤ 3.5nS	≤ 29nS	≤ 70nS
Max. effective Value of AC	30 Arms	30 Arms	150 Arms	500 Arms
Peak-Peak Value	50 A	50 A	300 A	750 A
Range	5A(1X)/30A(10X)	5A(1X)/30A(10X)	30A(10X)/150A(100X)	75A(10X)/500A(100X)
Overload Value	5A(≥5A) 30A(≥50A)	5A(≥5A) 30A(≥50A)	30A(≥30A) 150A(≥300A)	75A(≥50A) 500A(≥500A)
Current Transfer Ratio	5A(1V/A) 30A(0.1V/A)	5A(1V/A) 30A(0.1V/A)	30A(0.1V/A) 150A(0.01V/A)	75A(0.1V/A) 500A(0.01V/A)
Measurement Resolution	5A(1mA) 30A(10mA)	5A(1mA) 30A(10mA)	30A(10mA) 150A(100mA)	75A(10mA) 500A(100mA)
DC Accuracy	5A(±1%±1mA) 30A(±1%±10mA)	5A(±1%±1mA) 30A(±1%±10mA)	30A(±1%±10mA) 150A(±1%±100mA)	75A(±1%±10mA) 500A(±1%±100mA)
Max. rated Voltage to earth	300V CAT I		300V CAT III	600V CAT II
Conductor Diameter Max	5mm		20mm	
Cable Length	1m		1.5m	
Power Supply	DC 12V/1A			
BNC Length	100cm			
Weight	255g		555g	525g

Parameter	Model CPL5100	
		
Range Level	23°C , 60%RH, cable under test get through the test center, load resistance 1MΩ	
Current Range	L	H
Attenuation Accuracy	50mA~10A Peak	1A~100A Peak
Typical DC Precision	0.1V/A	0.01V/A
DC Accuracy	3%±50mA	500mA~40A Peak: 4%±50mA; 40A~100A Peak: ±15% Maximum
Bandwidth (-3dB)	DC-600kHz	
Phase Shift	DC ~ 65Hz: <1.5°	DC ~ 65Hz: <1°
Typical DC Linearity	The typical DC linearity at H level (0.01 V/A),	
Rise Time	≤ 583ns	
Max Operation Current	10A	100A
Max Operation Voltage	600V	
Max Floating Voltage	600V	
Operating Voltage RMS	CATI 600V CATII 600V CATIII 300V	
Common Mode Voltage RMS	CATI 600V CATII 600V CATIII 300V	
Typical Battery Type and Life	9 V alkaline layer-built battery/ 15 H	
Low Power Indication	When battery voltage is lower than 6.5 V, battery indicator will turn red and alert	
Overload Indication	When the current under test surpasses the range, the buzzer will buzz	
Length of the Cable connecting current clamp and output box	1 m	
Length of double terminal BNC Cable	1 m	


## High-Voltage Differential Active Probe

Parameter		Model	DPB5150	DPB5150A	DPB5700	DPB5700A
						
Bandwidth (-3dB)			70MHz	100MHz	70MHz	100MHz
Rise Time			≤ 5ns	≤ 3.5ns	≤ 5ns	≤ 3.5ns
DC Accuracy			±2%	±2%	±2%	±2%
Attenuation Ratio			50X/500X		100X/1000X	
Max Differential Test Voltage (DC + Peak AC)			50X: ±150V 500X: ±1500V		100X: ±700V 1000X: ±7000V	
Max Input Common Mode voltage (voltage-to-earth Vrms)			600V CATIII 1000V CATII		1000V CATIII 2300V CATI	
Input Impedance	Single-ended to Ground		5MΩ	5MΩ	20MΩ	20MΩ
	Two Inputs		10MΩ	10MΩ	40MΩ	40MΩ
Input Capacitance	Single-ended to Ground		< 4pF	< 4pF	< 5pF	< 5pF
	Two Inputs		< 2pF	< 2pF	< 2.5pF	< 2.5pF
CMRR	DC		> 80dB	> 80dB	> 80dB	> 80dB
	100kHz		> 60dB	> 60dB	> 60dB	> 60dB
	1MHz		> 50dB	> 50dB	> 50dB	> 50dB
Noise (Vrms)			50X: < 50mV 500X: < 300mV		100X: < 200mV 1000X: < 1.2V	
Propagation Delay			Probe: ≈9ns		BNC Line(1m): ≈5ns	
Bandwidth Limit			≥ -3dB@5MHz			
Differential Overvoltage Detection Level			50X: ≥ 150V 500X: ≥ 1500V		100X: ≥ 700V 1000X: ≥ 7000V	
Overload Indicator (red light)			YES			
Overload Alarm			YES (Can shut up manually)			
Automatic Save			YES			
Offset Setting Function			YES (Set in test mode)			
Terminate Load			≥100kΩ			
Power Supply			USB 5V/1A Adapter			
Probe Body Dimensions			195*65*28 mm			
Probe Body Weight			216g		216g	



Parameter		Model	DPB1300	DPB4080
				
Bandwidth (-3dB)			50MHz	50MHz
Rise Time			≤ 7ns	≤ 7ns
DC Accuracy			±2%	±1%
Attenuation Ratio			50X/500X	
Max Differential Test Voltage (DC + Peak AC)			50X: ±130V 500X: ±1300V	10X: 80Vpp 100X: 800Vpp
Max Input Common Mode voltage (voltage-to-earth Vrms)			600V CATIII 1000V CATII	5kVrms
Input Impedance	Single-ended to Ground		5MΩ	2MΩ
	Two Inputs		10MΩ	4MΩ
Input Capacitance	Single-ended to Ground		< 4pF	< 2.5pF
	Two Inputs		< 2pF	< 1.3pF
CMRR			DC > 80dB	60Hz > 80dB
			100kHz > 60dB	100Hz > 50dB
			1MHz > 50dB	100kHz > 50dB
Noise (Vrms)			50X: < 50mV 500X: < 300mV	
Propagation Delay			Probe: ≈10ns BNC Line(1m): ≈5ns	
Bandwidth Limit			Null	
Differential Overvoltage Detection Level			50X: ≥ 140V 500X: ≥ 1400V	
Overload Indicator (red light)			YES	Null
Terminate Load			≥ 100kΩ	1MΩ
Power Supply			DC12V/1.2A Adapter	6V DC Power
Probe Body Dimensions			145*58*24 mm	165*69*26 mm
Probe Body Weight			165g	500g


## High Voltage Probe

Parameter	Model	HPB4010
		
Bandwidth (-3dB)		DC-40MHz
Rise Time		8ns
Max. Measurement Voltage		DC: 0~10kV AC: $\leq 10\text{kV rms}$ (Sine Wave) Peak-Peak: 0-30kV(Pulse)
Single / Noise		DC $\geq 60\text{dB}$ (1kHz), $\geq 50\text{dB}$ (1MHz)
Attenuation Ratio		1:1000
Input Impedance		100M $\Omega$ $\pm$ 1%
Input Capacitance		3.0pF $\pm$ 0.5pF
Compensation Range		5pF~50pF
Cable length		2.0meter ( $\pm$ 0.2M)
Temperature Coefficient		$\leq 200\text{ppm}/^\circ\text{C}$
Accuracy	DC	$\pm$ 3%
	AC	$\pm$ 3% (1kHz/1kV) -3dB 50MHz
Operating Temperature		0~50 $^\circ\text{C}$
Storage Temperature		-20~ + 70 $^\circ\text{C}$
Weight / Volume		250g/ $\Phi$ 75 $\times$ 340 mm

## Logic Probe

Parameter	Model	SPL2016	SPL1016
			
Input Channels		16	16
Input Impedance		100kΩ  18pF	100kΩ  8pF
Maximum Input Voltage		±50V Peak	±20V Peak
Input Dynamic Range		±20V	±10V
User defined threshold range		-10V ~ 10V (10mV steps)	-8V ~ 8V (10mV steps)
Threshold Selections		TTL(1.5V)、CMOS(2.5V)、 3.3V_LVCMOS(1.65V)、 2.5V_LVCMOS(1.25V)	TTL(1.5V)、CMOS(2.5V)、 3.3V_LVCMOS(1.65V)、 2.5V_LVCMOS(1.25V)
Threshold Accuracy		± (3% of threshold setting +200mV)	± (3% of threshold setting +150mV)
Threshold Groupings		Group 2: D15-D8 Group 1: D7-D0	Group 2: D15-D8 Group 1: D7-D0
Minimum Input Voltage Swing		800mVpp	800mVpp
Maximum Input Data Rate		300 Mbps	120 Mbps
Minimum Detectable Pulse Width		3.3ns	8.3ns
Channel-to-Channel Skew		± 1 digital sample interval	± 1 digital sample interval

## Near Field Probe

Parameter \ Model	SRF5030T-H20	SRF5030T-H10	SRF5030T-H5	SRF5030T-E5
				
Frequency Range	300kHz to 3 GHz	300kHz to 3 GHz	300kHz to 3 GHz	300kHz to 3 GHz
Resolution	20mm	10mm	5mm	5mm
Application	<p>The SRF5030T Near Field Probe Kit includes magnetic (H) and electric (E) probes for EMC pre-compliance testing to locate radiation sources in electronics.</p> <p>A near-field probe is similar to a broadband antenna, detecting radiated signals from components, PCB boards, gaps in shielding covers, etc. The use of smaller probes allows for greater accuracy in locating the radiation area.</p> <p>Other applications include: shock immunity testing, troubleshooting in RF signal chains, non-invasive testing of modulators and oscillators, measuring frequency, phase, spectral components, etc. with LNAs.</p>			

## About SIGLENT

SIGLENT is an international high-tech company, concentrating on R&D, sales, production and services of electronic test & measurement instruments.

SIGLENT first began developing digital oscilloscopes independently in 2002. After more than a decade of continuous development, SIGLENT has extended its product line to include digital oscilloscopes, isolated handheld oscilloscopes, function/arbitrary waveform generators, RF/MW signal generators, spectrum analyzers, vector network analyzers, digital multimeters, DC power supplies, electronic loads and other general purpose test instrumentation. Since its first oscilloscope was launched in 2005, SIGLENT has become the fastest growing manufacturer of digital oscilloscopes. We firmly believe that today SIGLENT is the best value in electronic test & measurement.

### Headquarters:

SIGLENT Technologies Co., Ltd  
Add: Bldg No.4 & No.5, Antongda Industrial Zone, 3rd Liuxian Road, Bao'an District, Shenzhen, 518101, China  
Tel: + 86 755 3688 7876  
Fax: + 86 755 3359 1582  
Email: sales@siglent.com  
Website: int.siglent.com

### North America:

SIGLENT Technologies America, Inc  
6557 Cochran Rd Solon, Ohio 44139  
Tel: 440-398-5800  
Toll Free: 877-515-5551  
Fax: 440-399-1211  
Email: info@siglentna.com  
Website: www.siglentna.com

### Europe:

SIGLENT Technologies Germany GmbH  
Add: Staetzlinger Str. 70  
86165 Augsburg, Germany  
Tel: +49(0)-821-666 0 111 0  
Fax: +49(0)-821-666 0 111 22  
Email: info-eu@siglent.com  
Website: www.siglenteu.com

Follow us on  
Facebook: SiglentTech

